












PMEX UPDATE

<p>BUY</p>  <p>CRUDE10-JU26 87.09 5.45% Expiry 27/May/26 Remaining 37 Days</p> <p>Entry 85.81 - 86.41</p> <p>Stoploss 85.15</p> <p>Take Profit 87.57 - 88.12</p>	<p>BUY</p>  <p>NGAS1K-MY26 2.7170 1.61% Expiry 27/Apr/26 Remaining 7 Days</p> <p>Entry 2.72 - 2.73</p> <p>Stoploss 2.67</p> <p>Take Profit 2.75 - 2.76</p>	<p>BUY</p>  <p>GO10Z-JU26 4,832.36 -0.97% Expiry 27/May/26 Remaining 37 Days</p> <p>Entry 4822 - 4826</p> <p>Stoploss 4807.92</p> <p>Take Profit 4840 - 4848</p>	<p>N/A</p>  <p>SL10-MA26 79.84 Expiry Remaining</p> <p>Entry ---</p> <p>Stoploss #VALUE!</p> <p>Take Profit ---</p>
<p>SELL</p>  <p>PLATINUM5-JY26 2,085.00 -2.65% Expiry 26/Jun/26 Remaining 67 Days</p> <p>Entry 2078 - 2074</p> <p>Stoploss 2104.57</p> <p>Take Profit 2066 - 2060</p>	<p>SELL</p>  <p>COPPER-MY26 6.0398 -1.22% Expiry 28/Apr/26 Remaining 8 Days</p> <p>Entry 6.04 - 6.03</p> <p>Stoploss 6.08</p> <p>Take Profit 6.01 - 5.97</p>	<p>BUY</p>  <p>ICOTTON-MY26 79.39 -0.54% Expiry 22/Apr/26 Remaining 2 Days</p> <p>Entry 78.61 - 78.91</p> <p>Stoploss 78.47</p> <p>Take Profit 79.27 - 79.72</p>	<p>SELL</p>  <p>DJ-JU26 49,391 -0.50% Expiry 17/Jun/26 Remaining 58 Days</p> <p>Entry 49512 - 49421</p> <p>Stoploss 49816.77</p> <p>Take Profit 49284 - 49214</p>
<p>SELL</p>  <p>SP500-JU26 7,129 -0.46% Expiry 17/Jun/26 Remaining 58 Days</p> <p>Entry 7144 - 7131</p> <p>Stoploss 7194.19</p> <p>Take Profit 7112 - 7100</p>	<p>SELL</p>  <p>NSDQ100-JU26 26,706 -0.45% Expiry 17/Jun/26 Remaining 58 Days</p> <p>Entry 26758 - 26713</p> <p>Stoploss 27004.15</p> <p>Take Profit 26632 - 26587</p>	<p>SELL</p>  <p>GOLDUSDJPY-MY26 158.85 0.13% Expiry 28/Apr/26 Remaining 8 Days</p> <p>Entry 158.94 - 158.84</p> <p>Stoploss 159.26</p> <p>Take Profit 158.67 - 158.52</p>	<p>BUY</p>  <p>GOLDEURUSD-MY26 1.1766 0.02% Expiry 28/Apr/26 Remaining 8 Days</p> <p>Entry 1.1775 - 1.1781</p> <p>Stoploss 1.176</p> <p>Take Profit 1.1796 - 1.1807</p>

Major Headlines

Ceasefire at risk after US seizes Iranian ship, Iran shuns peace talks

A ceasefire between the United States and Iran appeared in jeopardy on Monday after the U.S. said it had seized an Iranian cargo ship that tried to run its blockade and Tehran vowed to retaliate, refusing for now to join new peace talks. Iranian Foreign Ministry spokesman Esmail Baghaei said Washington has shown it was "not serious" about pursuing [see more...](#)

Gold Falls Despite Iran Tensions as Markets Price Inflation, Not Fear

Gold closed at \$4,784.20 on April 19, down 1.02% from the prior session. In previous cycles, such an escalation would have lifted gold. The response this time was not erratic: it extended a pattern that has held since the conflict began in late February. Geopolitical escalation in this cycle does not translate to safe-haven demand for gold. It translates to inflation risk, and inflation risk is transmitted through yields and the dollar, both of which are gold's primary near-term suppressors. [see more...](#)

Why equities are holding up better than in the 2022 energy crisis

Recent gains across equity markets have drawn comparisons to the brief recovery that followed Russia's invasion of Ukraine in 2022, a rally that gave way to further declines. But Deutsche Bank strategist Henry Allen argues those comparisons are misplaced. The resilience we've seen across multiple asset classes makes more sense than it might first appear [see more...](#)

USD/JPY gains to near 159.00 after natural calamities in Japan

The Japanese Yen was already underperforming earlier in the day amid growing doubts over the Bank of Japan (BoJ) raising interest rates in its monetary policy meeting on April 28. Investors expect the BoJ to avoid any monetary policy adjustment as a negative energy shock has raised concerns over Japan's economic outlook. Meanwhile, the US Dollar (USD) trades firmly as its safe-haven demand has improved amid Iran's refusal to conduct another round of negotiation talks [see more...](#)

EUR/USD bounces up to 1.1760, but tensions in the Middle East cap gains

The Euro (EUR) has retraced previous losses against the US Dollar (USD) following a weak weekly opening, as rising tensions between the US and Iran have curbed hopes of a swift resolution of the conflict. The pair has returned to the 1.1760 area after hitting daily lows below 1.1730, but upside attempts remain capped below the lows seen at the end [see more...](#)

US Dollar: Can Greenback Strengthen Amid Iran Uncertainty, Rising Energy Risks?

Global pricing right now is a bit more complex than a typical "flight to safety" phase. On one side, the US dollar is gaining support from energy and security risks coming out of the Middle East. On the other hand, it is also being driven by rising inflation in the US and delays in expected interest rate cuts. Because of this, the US dollar is no longer just a safe-haven asset that rises during crises. It is starting to look like the core of the global financial system again. [see more...](#)

Economic Calendar

No event scheduled

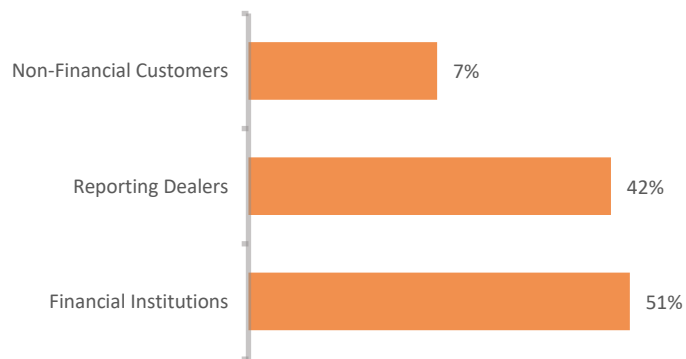
FOREX MARKETS' STATISTICS

Forex Market Hours

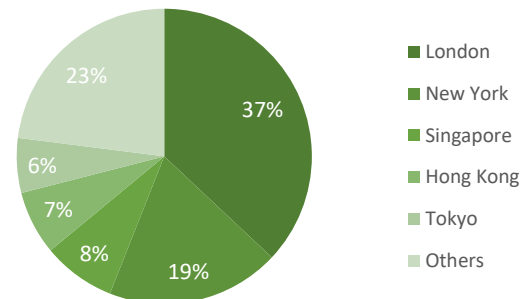


Note: This chart shows the normal forex trading times of all the major forex trading centers across the globe in Pakistan Standard Time.

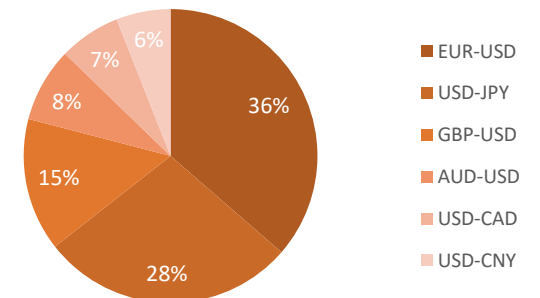
Forex Turnover by Counterparty



Markets' Share in Total Forex Turnover



Most Traded Currency Pairs



Sources: ACPL Research, Forexmarkethours, Dailyfx, Ig

DISCLAIMER

This report has been prepared by Abbasi and Company (Private) Limited and is provided for information purposes only. Abbasi and Company (Private) Limited (ACPL) is engaged in brokerage business of commodities futures in Pakistan and to provide the trading/ execution facility on Pakistan Mercantile Exchange (PMEX). There is risk of loss in trading in derivatives (futures). The author, directors and other employees of Abbasi and Company (Private) Limited and its affiliates cannot be held responsible for any loss in trading. Futures; futures on margin carries a high level of risk and may not be suitable for all investors. The high degree of leverage can work against the investor/ traders. Before deciding to invest in Commodity derivatives, you should carefully consider your investment objectives, level of experience, and risk appetite. The possibility exists that you could sustain a loss of some or all of your initial investment and therefore you should not invest money that you cannot afford to lose. You should be aware of all the risks associated with futures trading in commodities and other financial products. We take no responsibility for any loss made in investment on any instruments through us. In any event Abbasi and Company (Private) Limited, its affiliates, agents will not be liable to anyone for any decision made or action taken for investment/trading. Abbasi and Company (Private) Limited, its affiliates, directors and employees cannot be held responsible for any loss in trading due to any problem in connectivity; failure of system; technical problem in the software or any other reason whatever.

All the reports/ recommendations/ trading calls/ opinions are advisory in nature and contains the opinions of the author, which are not to be construed as investment advices. The author, directors and other employees of Abbasi and Company (Private) Limited and its affiliates cannot be held responsible for the accuracy of the information presented herein or for the results of the positions taken based on the opinions expressed in the reports/ views from Abbasi and Company (Private) Limited. All the views/ recommendations/ trading calls and opinions are based on the information, which are believed to be accurate and no assurance can be given for the accuracy of these information.

Derivatives trading involve substantial risk. The valuation of the underlying may fluctuate, and as a result, clients may lose their entire original investment. In no event should the content of this research report be construed as an express or an implied promise, guarantee or implication by, or from, Abbasi and Company (Private) Limited that you will profit or that losses can, or will be, limited in any manner whatsoever. Past results are no indication of future performance. The information provided in this report is intended solely for informative purposes and is obtained from sources believed to be reliable. Information is in no way guaranteed. No guarantee of any kind is implied or possible where projections of future conditions are attempted. Investments in securities market are subject to market risks, read all the related documents carefully before investing.

All rights reserved by Abbasi and Company (Private) Limited. This report or any portion hereof may not be reproduced, distributed, or published by any person for any purpose whatsoever. Nor can it be sent to a third party without prior consent of Abbasi and Company (Private) Limited. Action could be taken for unauthorized reproduction, distribution, or publication.

The research analyst, primarily involved in the preparation of this report, certifies that (1) the views expressed in this report accurately reflect his/her personal views about the subject commodity/index /currency pair and (2) no part of his/her compensation was, is or will be directly or indirectly related to the specific recommendations or views expressed in this report.

DISCLOSURE

Following exchange rates are used to convert investment and profit values:

- USD/PKR: 280.10
- JPY/PKR: 1.97

To arrive at our Target Price, Abbasi & Company (Private) Limited uses following methods:

- Technical Analysis
- Fundamental Analysis

Furthermore, profit and returns are inclusive of all expenses including PMEX Fee, ACPL Fee & Sales Tax

RESEARCH DISSEMINATION POLICY

Abbasi & Company (Private) Limited endeavors to make all reasonable efforts to disseminate research to all eligible clients in a timely manner through either physical or electronic distribution such as email, fax mail etc. Nevertheless, all clients may not receive the material at the same time.

PREPARED BY

Muhammad Rashid Nawaz
Phone: (+92) 42 38302028
Ext: 118
Email: umairjaved@abbasiandcompany.com

RESEARCH DEPARTMENT

6 - Shadman, Lahore
Phone: (+92) 42 38302028; Ext: 116, 117
Email: research@abbasiandcompany.com
web: www.abbasiandcompany.com

HEAD OFFICE

6 - Shadman, Lahore
Phone: (+92) 42 38302028
Email: support@abbasiandcompany.com
web: www.abbasiandcompany.com